

SE SERIES

OD CLAMPING PIPE FACING MACHINES

Ø 2 mm - 60.5 mm
Ø 0.07" - 2"3/8

OD MOUNT MACHINING



SE Series	Machining Capacity	
SE25	2 - 25.4 mm	0.07" - 1"
SE65	12.7 - 60.5 mm	0.5" - 2"3/8"
SE2T	2 - 60.5 mm	0.07" - 2"3/8"
SE25RA	2 - 25.4 mm	0.07" - 1"
SE65RA	12.7 - 60.3 mm	0.5" - 2"3/8"

INDUSTRIES :

<p>Chemica</p>	<p>Shipbuilding</p>	<p>High Purity</p>
<p>Nuclear</p>	<p>Renewable Energies</p>	<p>Aérospatiale</p>



Interchangeable machining heads:
easy set-up for different diameters



Interchangeable
carbide inserts with
different coatings



Precise feed set-up
with indexed barrel

The OD mount tube squaring machine is clamped onto the OD diameter of the tube with clamping collets. One collet is necessary for every different diameter which enables a perfect concentric clamping. No deformation of tubes, even for the thinnest ones.

Modular design, portable and lightweight for several different applications in many industries such as:

- > High Purity
- > Semi-conductor Industry
- > Pharmaceutical Industry
- > Clean rooms
- > Food processing
- > Aerospace industry
- > Shipbuilding
- > Nuclear
- > Oil and gas



SE SERIES

SE25

Ø 2 - 25.4 mm (0.07" - 1")

≈ 2.8 kg
≈ 6.2 lbs



SE25 with portable cordless electric drive

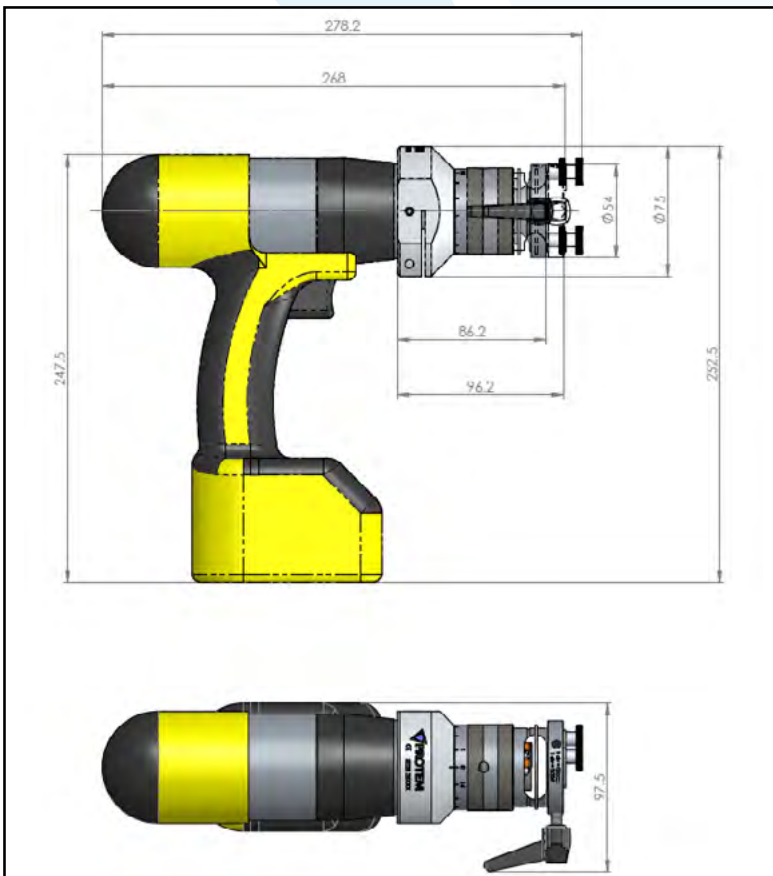
DESCRIPTION :

ORDER NO.	DESCRIPTION
SE25	SE25 with portable cordless, electric drive, 12 V / 2,6 Ah, weight ~ 2,8 kg/ 6,2 lbs
SE25E	SE25 230V, 1010 W, weight ~ 3,5 kg/ 7,7 lbs
SE25RA	SE25RA machine SE25 with angle drive
SE25-TL	SE25-TL clamping head for SE25
SE25-K01	Transport box for SE25
SE25-K03	Transport box for SE25 with battery
SE25-SU	Bench mounting device for SE25
SE25-3210	Tool insert holder 30° for SE25
SE25-3110	Tool insert holder 37°30' for SE25

Beveling	Cutting	Facing	Counterboring	Surfacing
✓	✗	✓	✓	✗

OD MOUNT MACHINING

DIMENSIONS :



TECHNICAL FEATURES

Machine	SE25
Machining Capacity	2 mm - 25.4 mm OD 0.078" - 1" ID
Clamping capacity	2 mm - 25.4 mm ID 0.078" - 1" ID
Clamping	Manual with clamping lever
Feed stroke	10 mm
Gear drive	1. Level 0 - 425 rpm 2. Level 0 - 1200 rpm 3. Level 0 - 1800 rpm
Drive Power	Electric (Outlet or Cordless)

OPTIONS :

ORDER NO.	DESCRIPTION
SE25-15-DMS- [Specify Ø]	Metric collets for SE25 [Specify Ø]
SE25-15-DZS- [Specify Ø]	Inch collets for SE25 [Specify Ø]
SE25-29-DMK- [Specify Ø]	Inch collets for Micro Fittings SE25 [Specify Ø]
SE25-29-DZK- [Specify Ø]	Inch collets for Micro Fittings SE25 [Specify Ø]

SE65

Ø 12.7 - 60.5 mm (0.5" - 2"3/8")



DESCRIPTION :

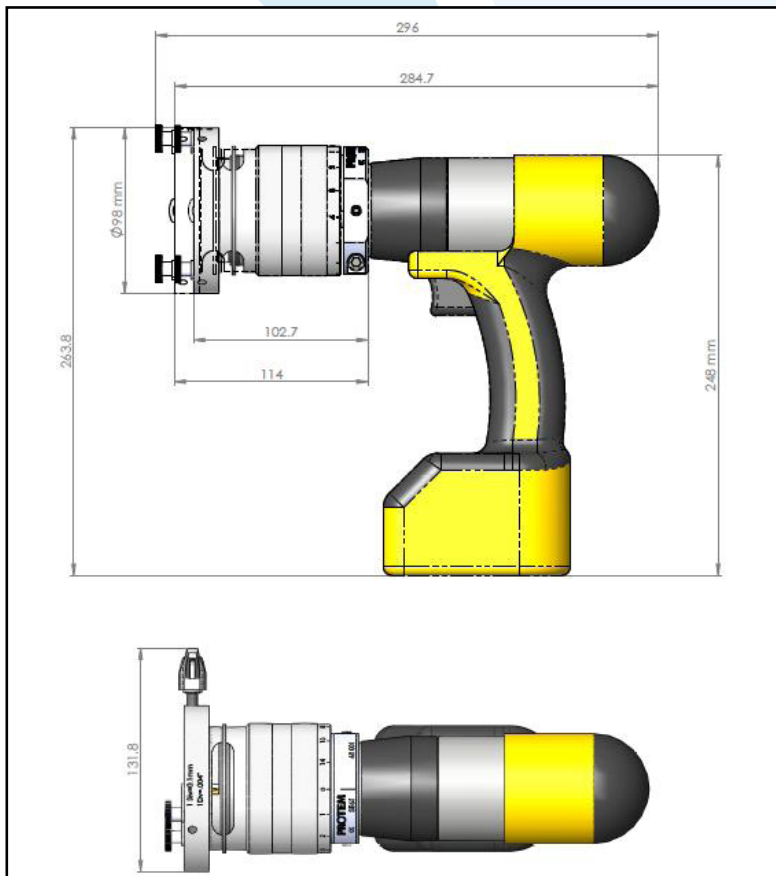


SE65 with cordless electric drive

ORDER NO.	DESCRIPTION
SE65	SE65 with cordless electric drive (12 V / 2,6 Ah), weight ~ 3,8 kg/ 8,4 lbs
SE65E	SE65 with electric drive 230 V, weight ~ 5,0 kg/ 11 lbs
SE65-TL	SE65-TL clamping head for SE55
SE65-K01	Transport box for SE65
SE65-SU	Bench mounting device for SE65

Beveling	Cutting	Facing	Counterboring	Surfacing
✓	✗	✓	✓	✗

DIMENSIONS :



TECHNICAL FEATURES

Machine	SE65
Machining Capacity	12.7 mm - 60.3 mm OD
	0.5" - 2.37" OD
Clamping capacity	12.7 mm - 60.3 mm OD
	0.5" - 2.37" OD
Clamping	Manual with clamping lever
Feed stroke	10 mm
Gear drive	1. Level 0 - 425 rpm
	2. Level 0 - 1200 rpm
	3. Level 0 - 1800 rpm
Drive Power	Electric (Outlet or Cordless)

OPTIONS :

ORDER NO.	DESCRIPTION
SE65-15-DMS- [Specify Ø]	Metric collets for SE65 [Specify Ø]
SE65-15-DZS- [Specify Ø]	Inch collets for SE65 [Specify Ø]

SE SERIES

SE2T

Ø 2 - 60.5 mm (0.07" - 2.3/8")



SE-2T with a SE25 Machining Head

DESCRIPTION :

ORDER NO.	DESCRIPTION
SE-2T	SE-2T with cordless electric drive (12 V / 2,6 Ah), weight ~ 2,8 kg (4,3 kg) / 6,2 lbs (9,5 lbs)
SE-2T-E	SE-2T with electric drive 230 V, 3,5 kg (5,0 kg) / 7,7 lbs (11 lbs)
SE-2T-K01	Box for SE-2T

Beveling	Cutting	Facing	Counterboring	Surfacing
✓	✗	✓	✓	✗



SE-2T with a SE65 Machining Head

TECHNICAL FEATURES

Machine	SE2T (SE25-SE65 in one machine)
Machining Capacity	2 mm - 60.3 mm OD
	0.078" - 2.37" OD
Clamping capacity	2 mm - 60.3 mm OD
	0.078" - 2.37" OD
Clamping	Manual with clamping lever
Feed stroke	10 mm
Gear drive	1. Level 0 - 425 rpm
	2. Level 0 - 1200 rpm
	3. Level 0 - 1800 rpm
Drive Power	Electric (Outlet or Cordless)


OD MOUNT MACHINING

Insert holder



30° / 37°30
on request

Standard Collets



OPTIONS :

ORDER NO.	DESCRIPTION
SE2T-15-DMS- [Specify Ø]	Metric collets for SE2T[Specify Ø]
SE2T-15-DZS- [Specify Ø]	Inch collets for SE2T[Specify Ø]
SE2T-29-DMK- [Specify Ø]	Inch collets for Micro Fittings SE2T [Specify Ø]
SE2T-29-DZK- [Specify Ø]	Inch collets for Micro Fittings SE2T [Specify Ø]
SE2T-15-DMS- [Specify Ø]	Metric collets for SE2T[Specify Ø]
SE2T-15-DZS- [Specify Ø]	Inch collets for SE2T[Specify Ø]

Collets (Stainless steel) are available for

- > Metric diameters
- > Inch diameters
- > Extra short collets for micro fittings (metric or inch diameters)
- > Collets in carbon steel on request

SE25RA

Ø 2 - 25.4 mm (0.118" - 1")



DESCRIPTION :

ORDER NO.	DESCRIPTION
SE25RA	SE25RA machine SE25 with angle drive
SE25-K03	SE25-K03 Transport box SE25RA

Beveling	Cutting	Facing	Counterboring	Surfacing
✓	✗	✓	✓	✗

TECHNICAL FEATURES

Machine	SE25RA
Machining Capacity	2 mm - 25.4 mm OD
	0.078" - 1" ID
Clamping capacity	2 mm - 25.4 mm OD
	0.078" - 1" ID
Clamping	Clamping collet
Feed stroke	10 mm
Gear drive	700 tr/min
Drive Power	Cordless drive 14.4V / 3Ah

For titanium and Stainless steels tubes To achieve a perfect and Burr free square Surface

SE65RA

Ø 12.7 - 60.3 mm (1/2" - 2.37")



DESCRIPTION :

ORDER NO.	DESCRIPTION
SE65RA	SE25RA machine SE25 with angle drive
SE65-K03	SE25-K03 Transport box SE25RA

Beveling	Cutting	Facing	Counterboring	Surfacing
✓	✗	✓	✓	✗

TECHNICAL FEATURES

Machine	SE65RA
Machining Capacity	12.7 mm - 60.3 mm OD
	0.5" - 2.37" OD
Clamping capacity	12.7 mm - 60.3 mm OD
	0.5" - 2.37" OD
Clamping	Clamping collet
Feed stroke	11 mm
Gear drive	700 tr/min
Drive Power	Cordless drive 14.4V / 3Ah